



EPWORTH

Children & Family Services

MISSION

To help youth and families find strengths, break through obstacles, and build brighter futures.

VISION

Strong Youth, Strong Families, Strong Community

VALUES

Commitment, Accountability, Respect, Empowerment, Safety

2015 ANNUAL REPORT

2015 GOVERNING BOARD

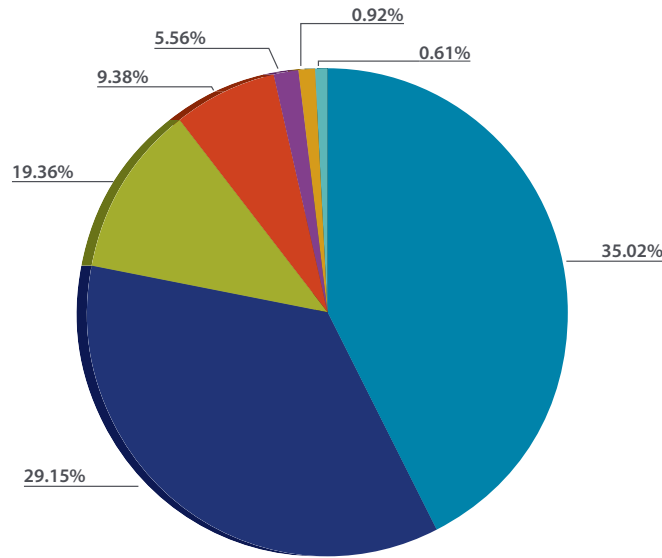
Bryan LeMoine, Chair
Chris Jones, Treasurer
Cathy Campbell, Secretary
William Jenkins, Past Chair
 Kelly Archer
 Sarah Baiocchi
 Hon. Shamed Dogan
 Christine Wells Eason
 Kimberly Eilerts
 Sam Hamacher
 James Hill
 Linda Holliday
 Hon. Jeanne Kirkton
 Marty Lenihan
 John Lindbloom
 Eric Marquardt
 Charles Misko
 Meg Petri
 Rev. Sheila Sledge
 Armenia Stubblefield
 Royce Sutton
 Michelle Tucker
 Paula Vise
 Dan West
 Johanna Wharton

Emeritus

William K. Busch
 Barbara Bush
 Carol Cooke
 Katie Cloyd
 Julia Grubb
 Jane Paine

Ex-officio

Yvette Richards
 Bishop Robert Schnase
 Rev. Kurt Schuermann
 Shari Scott

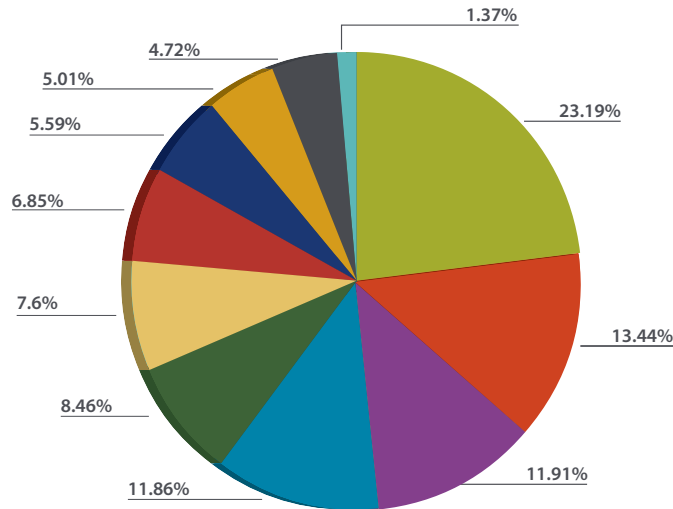


Revenue

Program Revenue

| | | | |
|--|-------------|-------------------|-----------|
| St. Louis County Children's Service Fund | \$5,047,968 | United Way | \$801,391 |
| Program Service Fees | \$4,201,974 | Investment Income | \$132,249 |
| General Contributions (Including Special Events) | \$2,791,006 | Other | \$87,627 |
| Federal & State Grants | \$1,352,620 | | |

Total Revenue: \$14,414,835



Expenses

Program Expenses

| | | | |
|--------------------------------|-------------|-----------------------|-----------|
| Residential Treatment Programs | \$3,294,046 | Emergency Shelter | \$793,818 |
| Older Youth Services | \$1,692,369 | Foster Care | \$711,226 |
| Community Services | \$1,684,943 | Prevention Services | \$669,941 |
| Epworth School | \$1,201,765 | Psychological Service | \$194,319 |
| Family Support Services | \$973,504 | | |

Support Services

| | |
|----------------------|-------------|
| Management & General | \$1,908,874 |
| Fund raising | \$1,079,067 |

Total Expenses: \$14,203,872

PROGRAMS & SERVICES

Older Youth Services
(Chafee; Aging Out)



Epworth
School



Family Support
Network (FSN)



Foster Care
Case Management



Progressive Youth
Connection (PYC)



Psychological
Services



Residential &
Intensive Treatment



Street Outreach
Services (SOS)



Transitional/Independent
Living Programs (TLP/ILP)



Youth Emergency
Services (YES)



PROGRAM OUTCOMES

FAMILY SUPPORT NETWORK

100% of families served were free from substantiated incidents of child abuse and/or neglect.

YOUTH EMERGENCY SERVICES

211 youth found safety at our youth homeless shelter, 195 of them exited safely and 121 youth transitioned back home to a parent, guardian or other relative.

OLDER YOUTH SERVICES

94% of youth gained and/or maintained independent living / essential life skills of those who participated in life skill classes.

PROGRESSIVE YOUTH CONNECTION

95% of youth gained knowledge about character development and violence prevention.

PSYCHOLOGICAL SERVICES

100% of youth provided psychological evaluations gained knowledge about behavioral and/or mental health issues.

RESIDENTIAL AND INTENSIVE TREATMENT

71% of youth experienced fewer mental, emotional, and/or behavioral symptoms.

STREET OUTREACH

162 youth remained in or transitioned to an improved, stable living situation.

TRANSITIONAL LIVING

82% of youth gained or maintained independent living / essential life skills.

VOLUNTEERS

Total Volunteer Hours 2015: 14,832

Total Volunteer Hours 2014: 12,777

DEMOGRAPHICS SERVED

Race



African American



Caucasian



Unknown Race/
Ethnicity



Bi/Multi-Racial



Hispanic/
Latino



Asian

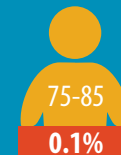
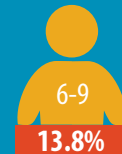


Native American/
Alaskan Native



Hawaiian/
Pacific Islander

Age



Gender

Female 45.4%

Male 47.5%

Other 7.1%

OUR PARTNERS



110 N. ELM AVENUE • ST. LOUIS, MO 63119